



## Packet of Sample Forms and Reports

### General Financial Reports

- After-Tax Cash Flow
- Projected Net Worth
- Spending Report
- Sale of Residence Report

### Equitable Distribution Reports

- Property Division
- Equalization Payment

### New York Child Support

- New York Guideline Summary

### Alimony Negotiation Reports

- Alimony Calculator
- Alimony What-If
- Alimony Savings
- Alimony Present Value

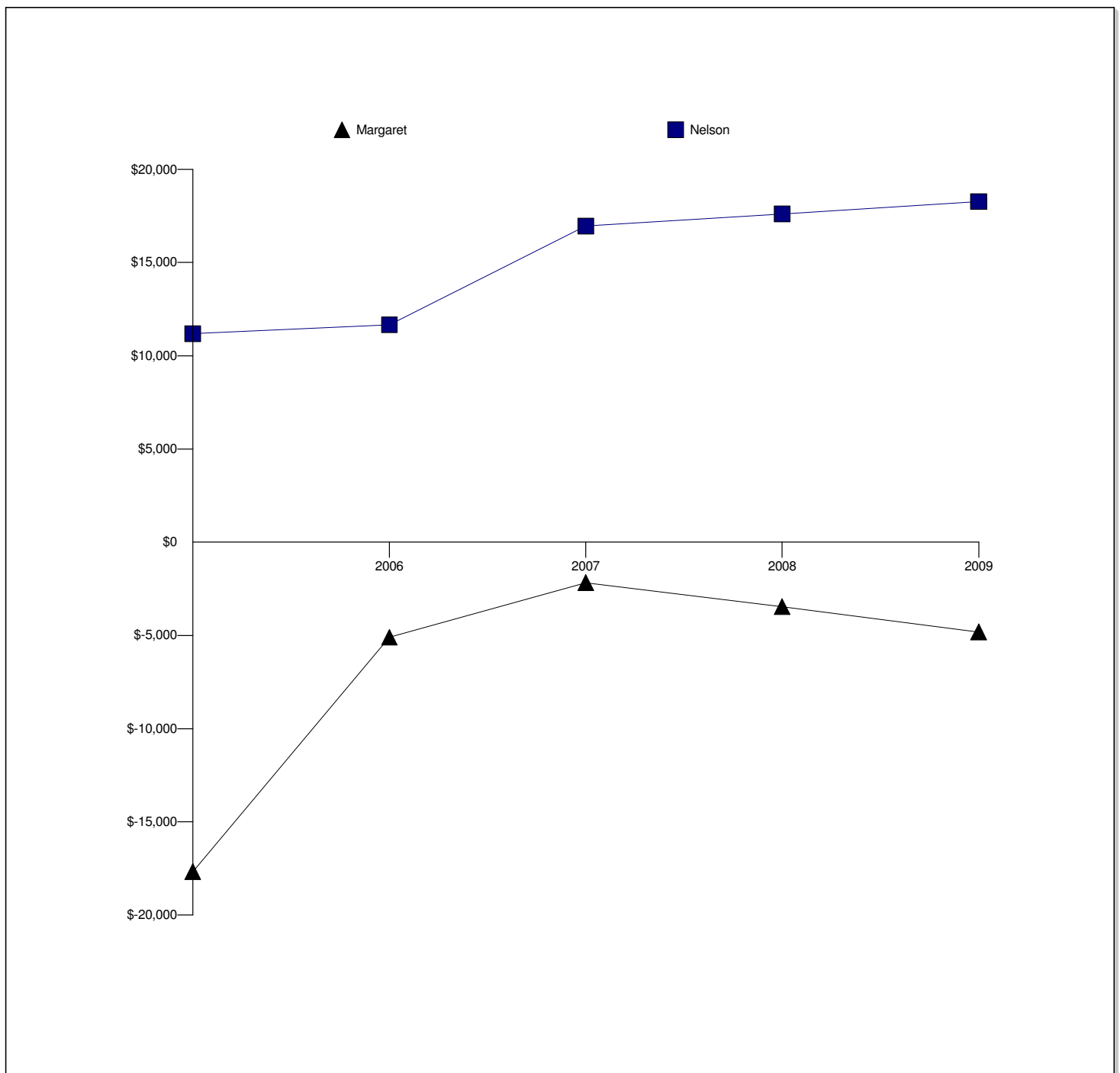
### New York Net Worth

- New York Statement of Net Worth

# Projected After-Tax Cash Report

Projected After-Tax Cash for Margaret Paris or Nelson Paris for 5 years.

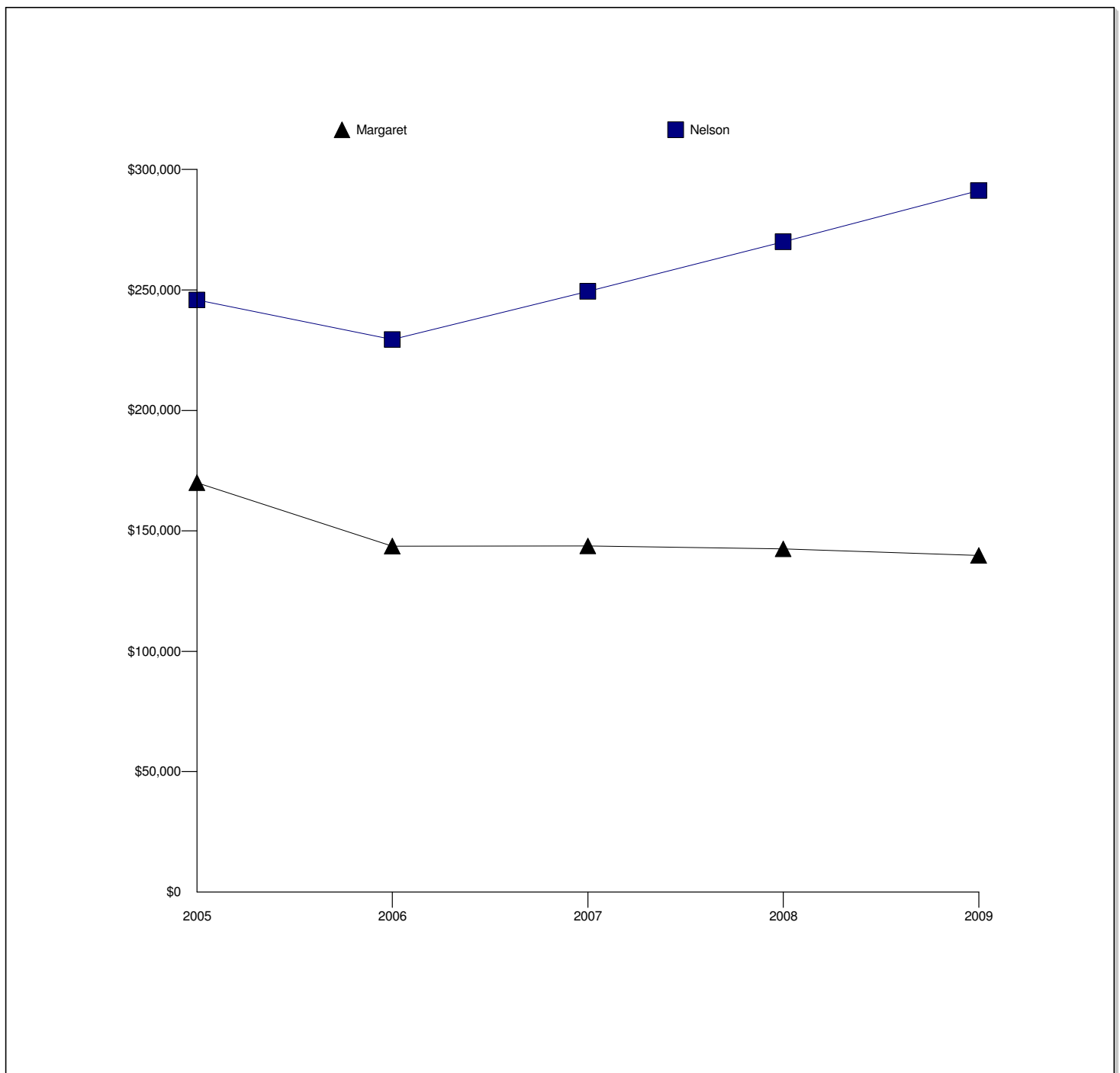
	Margaret	Nelson
2005	(\$ 17,669)	\$ 11,181
2006	(\$ 5,102)	\$ 11,655
2007	(\$ 2,165)	\$ 16,956
2008	(\$ 3,453)	\$ 17,604
2009	(\$ 4,809)	\$ 18,269



# Projected Net Worth Report

Projected Net Worth for Margaret Paris or Nelson Paris for 5 years.

	Margaret	Nelson
2005	\$ 169,924	\$ 245,790
2006	\$ 143,615	\$ 229,347
2007	\$ 143,698	\$ 249,343
2008	\$ 142,416	\$ 269,934
2009	\$ 139,683	\$ 291,118



# Spending Report for 2005

## Spending Report for Margaret for 2005

This report shows Margaret Paris's spending, excluding alimony, support, and residence downpayments.

	<b>Weekly</b>	<b>Monthly</b>	<b>Annual</b>
<b>Residence Expenses</b>			
242 Westerly Pl	\$386.08	\$1,673.00	\$20,076
<b>Total Residence Expenses</b>	<b>\$386.08</b>	<b>\$1,673.00</b>	<b>\$20,076</b>
<b>Living Expenses</b>			
Union Dues	\$19.23	\$83.33	\$1,000
Cable TV	13.15	57.00	684
Dry Cleaning	12.00	52.00	624
Furniture & Appliance repair /	3.92	17.00	204
Homeowners' Insurance	27.69	120.00	1,440
Household maintenance / repair	7.92	34.33	412
Household supplies	1.15	5.00	60
Laundry	7.00	30.33	364
Lawn service	4.62	20.00	240
Maid / cleaning service	70.00	303.33	3,640
Snow removal	5.77	25.00	300
Tax - Property Tax	145.00	628.33	7,540
Utilities - Electricity	145.38	630.00	7,560
Utilities - Gas/Propane Heat	17.31	75.00	900
Utilities - Oil Heat	25.00	108.33	1,300
Utilities - Phone	75.00	325.00	3,900
Utilities - Water/Sewer	28.85	125.00	1,500
Car Insurance	25.38	110.00	1,320
Car Gasoline/oil	57.69	250.00	3,000
Car Maintenance and repair	17.31	75.00	900
Car License / stickers	0.96	4.17	50
Parking	2.31	10.00	120
Public/alt. Transportation	15.00	65.00	780
Child Clothing / school unifor	4.81	20.83	250
Child Entertainment	70.00	303.33	3,640
Clothes	18.46	80.00	960
Church / synagogue / mosque et	9.62	41.67	500
Entertainment	29.23	126.67	1,520
Food / Groceries	69.23	300.00	3,600
Gifts	10.00	43.33	520
Hair	30.00	130.00	1,560
Internet Access	15.00	65.00	780
Misc other	3.85	16.67	200
Pets	9.62	41.67	500
Restaurants	55.00	238.33	2,860
Therapist / counselor	27.69	120.00	1,440
Toiletries/Grooming/Drug Store	5.77	25.00	300
Vacations	96.15	416.67	5,000
Health Insurance	110.00	476.67	5,720
Dental Exp	6.92	30.00	360
Optical Exp	4.62	20.00	240
<b>Total Living Expenses</b>	<b>\$1,303.62</b>	<b>\$5,649.00</b>	<b>\$67,788</b>

## Spending Report for Nelson for 2005

This report shows Nelson Paris's spending, excluding alimony, support, and residence downpayments.

	<b>Weekly</b>	<b>Monthly</b>	<b>Annual</b>
<b>Living Expenses</b>			
Union Dues	\$6.23	\$27.00	\$324
Cable TV	11.54	50.00	600
Homeowners' Insurance	18.46	80.00	960
Laundry	9.23	40.00	480
Public/alt. Transportation	46.15	200.00	2,400
Clothes	11.54	50.00	600
Charitable	5.77	25.00	300
Food / Groceries	23.08	100.00	1,200
Liquor, Beer, Wine	4.62	20.00	240
Restaurants	92.31	400.00	4,800
Subscriptions, Books	8.54	37.00	444
Vacations	23.08	100.00	1,200
<b>Total Living Expenses</b>	<b>\$260.54</b>	<b>\$1,129.00</b>	<b>\$13,548</b>
<b>Payments on Debt</b>			
Bathroom renovations	\$17.31	\$75.00	\$900
Sallie Mae loan	10.13	43.92	527
Citibank Visa	10.96	47.50	570
American Express Platinu	2.08	9.00	108
Student Loan	10.62	46.00	552
<b>Total Payments on Debt</b>	<b>\$51.10</b>	<b>\$221.42</b>	<b>\$2,657</b>
<b>TOTAL SPENDING</b>	<b>\$311.63</b>	<b>\$1,350.42</b>	<b>\$16,205</b>

# After-Tax Income on Sale of 242 Westerly Pl

---

This report details the income, tax, and after-tax income on the sale of 242 Westerly Pl.

## I. Calculating Income on Sale of 242 Westerly Pl:

1. Current Value of 242 Westerly Pl. . . . .	\$700,000
2. Times: Appreciation of 3.100% per year for 2 Year. . . . .	1.063
3. Equals: Sale Price of 242 Westerly Pl. . . . .	\$700,000
4. Less: First Mortgage Balance on Sale Date. . . . .	\$338,484
5. Less: Second Mortgage Balance on Sale Date. . . . .	\$47,500
6. Less: Expense of Sale. . . . .	\$33,000
7. Equals: Equity After Mortgages and Expenses. . . . .	\$281,016
8. Percent of Equity to Margaret. . . . .	43.00%
9. Percent of Equity to Nelson. . . . .	57.00%
10. Income on Sale, for Margaret (line 7 * line 8).. . . . .	\$120,837
11. Income on Sale, for Nelson (line 7 * line 9).. . . . .	\$160,179

## II. Estimating Tax Payable on Sale of 242 Westerly Pl.

	<u>Margaret</u>	<u>Nelson</u>
1. Sale Price of 242 Westerly Pl. . . . .	\$301,000	\$399,000
2. Less: Expense of Sale. . . . .	\$14,190	\$18,810
3. Equals: Amount Realized.. . . .	\$286,810	\$380,190
4. Less: Adjusted Basis.. . . .	\$223,600	\$296,400
5. Equals: Potentially Taxable Gain.. . . .	\$63,210	\$83,790
6. Less: Exclusion Amount.. . . .	\$250,000	\$250,000
7. Equals: Taxable Gain.. . . .	\$0	\$0
8. Based on tax rates in year of sale, estimated tax payable.. . . .	\$0	\$0

## III. Estimating After-Tax Income on Sale of 242 Westerly Pl.

	<u>Margaret</u>	<u>Nelson</u>
1. Income on Sale (from Sections I.10 and I.11 above). . . . .	\$120,837	\$160,179
2. Less: Estimated Tax Payable (from Section II.8 above). . . . .	\$0	\$0
3. Equals: Estimated After-Tax Income on Sale. . . . .	\$120,837	\$160,179

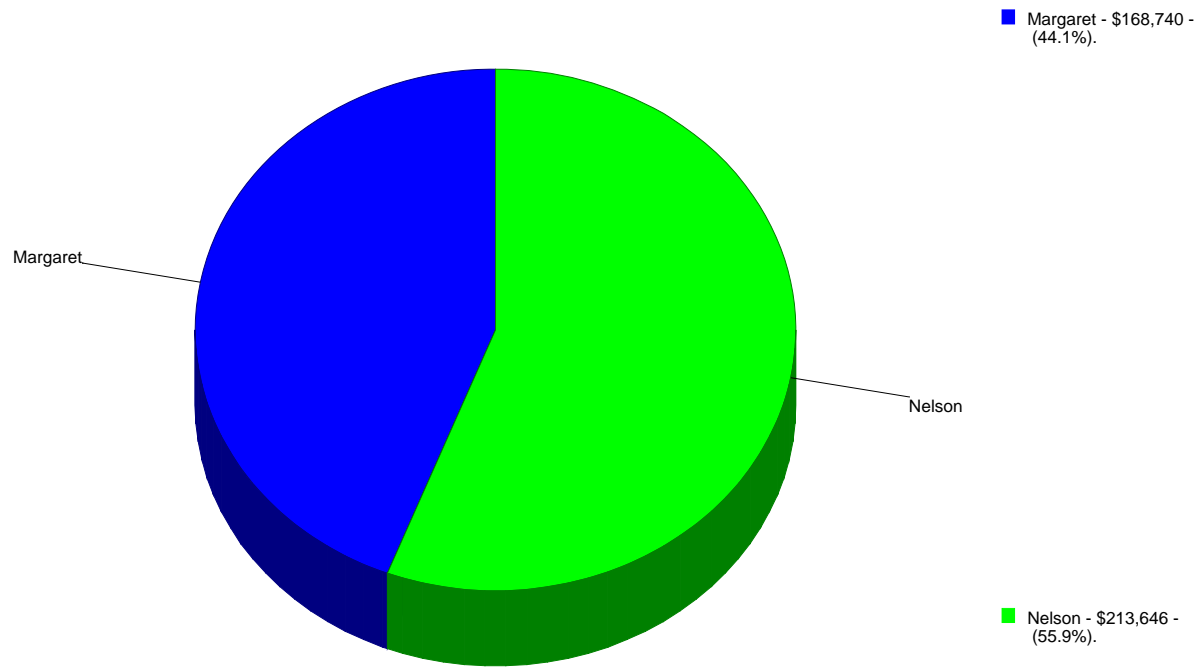
# Property Division Report

Property division report for Margaret Paris and Nelson Paris.

	Margaret Amount	Pct	Nelson Amount	Pct	Total Amount
<b>Residence Equity</b>					
242 Westerly Pl	\$135,250	43%	\$182,250	57%	\$317,500
<b>Investments</b>					
Cash-Equivalent Investments:					
Chase	\$4,000	100%	\$0	0%	\$4,000
Chemical	\$0	0%	\$12,500	100%	\$12,500
Bank of America	\$2,000	100%	\$0	0%	\$2,000
Total Cash-Equivalent	\$6,000	32%	\$12,500	68%	\$18,500
Total Investments	\$6,000	32%	\$12,500	68%	\$18,500
<b>Businesses</b>					
Paris Plumbing Supply	\$40,000	50%	\$40,000	50%	\$80,000
<b>Personal Items</b>					
Car	\$2,000	100%	\$0	0%	\$2,000
Sofa	\$1,750	100%	\$0	0%	\$1,750
Oil Painting	\$3,000	100%	\$0	0%	\$3,000
Sculpture	\$0	0%	\$3,500	100%	\$3,500
Desk	\$0	0%	\$1,750	100%	\$1,750
Total Personal Items	\$6,750	56%	\$5,250	44%	\$12,000
<b>Subtotal Non-Retirement</b>	<b>\$188,000</b>	<b>44%</b>	<b>\$240,000</b>	<b>56%</b>	<b>\$428,000</b>
<b>Defined Benefit Pensions</b>					
Federated Pension Plan	\$8,397	50%	\$8,396	50%	\$16,793
<b>Subtotal Retirement</b>	<b>\$8,397</b>	<b>50%</b>	<b>\$8,396</b>	<b>50%</b>	<b>\$16,793</b>
<b>Total Assets</b>	<b>\$196,397</b>	<b>44%</b>	<b>\$248,396</b>	<b>56%</b>	<b>\$444,793</b>
<b>Debts</b>					
Insurance policies	\$0	0%	\$1,593	100%	\$1,593
Bathroom renovations	\$0	0%	\$5,500	100%	\$5,500
Sallie Mae loan	\$8,696	50%	\$8,696	50%	\$17,392
Citibank Visa	\$4,717	50%	\$4,717	50%	\$9,433
American Express Platinu	\$1,749	50%	\$1,749	50%	\$3,498
Student Loan	\$12,495	50%	\$12,495	50%	\$24,989
Total Debt	(\$27,657)	44%	(\$34,750)	56%	(\$62,407)
<b>Total Debts</b>	<b>\$27,657</b>	<b>44%</b>	<b>\$34,750</b>	<b>56%</b>	<b>\$62,407</b>
<b>Total Property</b>	<b>\$168,740</b>	<b>44%</b>	<b>\$213,646</b>	<b>56%</b>	<b>\$382,386</b>

Note: "Total Amount" column may not add due to rounding.

Property Division:



# Marital Equalization payment

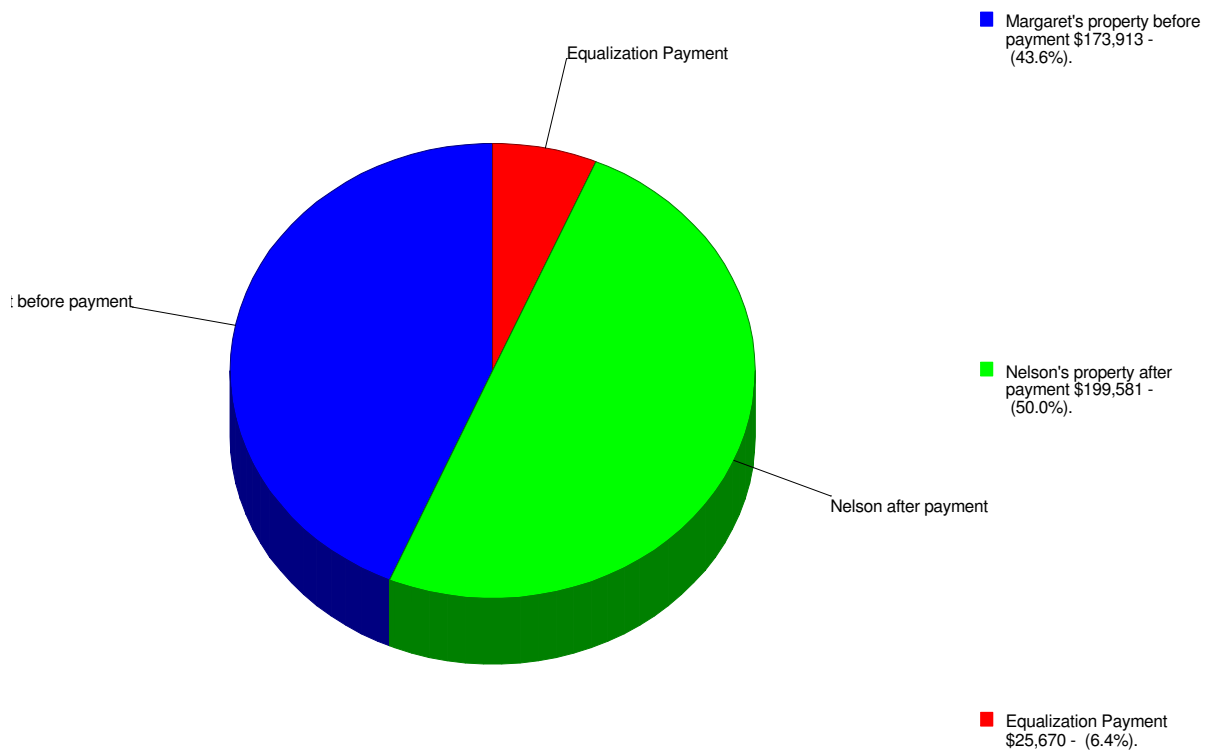
This screen lets you ask "what if" with the marital property division percent.

50 Enter the target % of marital property you wish Margaret to have. To reach that target,

Margaret \_\_\_\_\_ needs to get \$ 25,670 more in the property division.

## Analysis:

The pie chart below shows the payer's marital property *after* the equalization payment, the recipient's marital property *before* the equalization payment and the payment itself.



**CHILD SUPPORT SUMMARY WORKSHEET**

State of New York

COUNTY OF Westchester

Index/Docket No. 104577/05

---

Nelson Paris, Plaintiff, Petitioner

against

Margaret Paris, Defendant, Respondent

---

This worksheet is submitted by Defendant who is the custodial parent in the above action.

Child support is paid by Nelson.

1. Basic Annual Support (NY Guidelines Line L). . . . .	\$ <u>7,611</u>
2. Annual Child Care Amount (NY Guidelines Line N). . . . .	\$ <u>0</u>
3. Annual Health Expense and Insurance Amount (NY Guidelines Line P). . . . .	\$ <u>1,084</u>
4. Annual Education Expense Amount (NY Guidelines Line Q). . . . .	\$ <u>          </u>
5. Support based on non-recurring payments from extraordinary sources. . . . .	\$ <u>          </u>
6. Annual Basic Support + Add-ons (Lines 1 through 5 above; NY Guidelines Line S). . . . .	\$ <u>8,695</u>
7. Child Support Payment (Line 6, adjusted for any Low-Income Adjustment). . . . .	\$ <u>8,695</u>
8. Monthly Child Support Payment (line 7 divided by 12). . . . .	\$ <u>724.58</u>
9. Weekly Child Support Payment (line 7 divided by 52). . . . .	\$ <u>167.21</u>

# After-Tax Cash and Support

After-Tax Cash and Support for Margaret Paris and Nelson Paris.

Annual Amounts	Alternative #1		Alternative #2		Alternative #3	
	Margaret	Nelson	Margaret	Nelson	Margaret	Nelson
1. Wages & Salary. . . . .	54,838	24,000	54,838	24,000	54,838	24,000
2. Non-Wage Income. . . . .	0	0	0	0	0	0
3. Business Income. . . . .	28,000	28,000	28,000	28,000	28,000	28,000
4. Financial Investment Inc. . . . .	0	0	0	0	0	0
5. Int. on Accumulated Svgs. . . . .	0	0	0	0	0	0
6. Real Estate Income. . . . .	0	0	0	0	0	0
7. Social Security Income. . . . .	0	0	0	0	0	0
8. IRA/401(k) Income. . . . .	0	0	0	0	0	0
9. Defined Benefit Income. . . . .	0	0	0	0	0	0
10. Residence Sale Income. . . . .	0	0	0	0	0	0
11. Property Settlement Recvd. . . . .	0	0	0	0	0	0
12. Total Gross Cash/Income. . . . .	82,838	52,000	82,838	52,000	82,838	52,000
<b>Allowed Deductions</b>						
13. Fed Inc Tax (inc'l Self-Emp't). . . . .	14,911	7,525	12,761	9,002	10,333	10,952
14. State Inc Tax. . . . .	5,135	2,324	4,484	3,088	3,793	3,902
15. Soc Security (FICA). . . . .	4,195	1,836	4,195	1,836	4,195	1,836
16. Other Deductions. . . . .	1,000	324	1,000	324	1,000	324
17. Total Deductions. . . . .	25,241	12,009	22,440	14,250	19,321	17,014
18. Net Inc Bef Pmts (In 12-17). . . . .	57,597	39,991	60,398	37,750	63,517	34,986
19. Child Support. . . . .	0	0	0	0	0	0
20. Alimony. . . . .	15,600	-15,600	8,292	-8,292	492	-492
21. \$ for Living Exp (In 18+19+20). . . . .	73,197	24,391	68,690	29,458	64,009	34,494
22. All Other Expenses. . . . .	88,623	15,881	88,623	15,881	88,623	15,881
23. Aft-Tax Cash (line 21-22). . . . .	-15,426	8,510	-19,933	13,577	-24,614	18,613
<b>Tax Impact of Alimony</b>						
24. Federal. . . . .	3,900	-2,340	2,073	-2,073	123	-123
25. State. . . . .	1,638	-1,629	866	-866	51	-51
26. <b>Cash to Meet Lvg Exp (In.21).</b>	73,197	24,391	68,690	29,458	64,009	34,494
27. <b>Monthly Cash (1/12 of In.21).</b>	6,100	2,033	5,724	2,455	5,334	2,875
28. Budget (1/12 of line 22). . . . .	7,385	1,323	7,385	1,323	7,385	1,323
29. <b>Aft-Tax Cash (Ovr/Und Budgt).</b>	-1,286	709	-1,661	1,131	-2,051	1,551
30. % Share Cash to Meet Lvg Exp.	75 %	25 %	70 %	30 %	65 %	35 %
31. Filing Status. . . . .	Single	Single	Single	Single	Single	Single
32. # Children 17 and over. . . . .	0	0	0	0	0	0
33. # Children Under 17. . . . .	1	0	1	0	1	0
34. Value Child Dep Exemption. . . . .	1,600	480	1,600	800	1,600	800
35. Value of Under 17 Child Cr. . . . .	0	0	250	0	650	0
36. Value of Both. . . . .	1,600	480	1,850	800	2,250	800
37. Marginal Fed Tax Rate. . . . .	25.0 %	15.0 %	25.0 %	25.0 %	25.0 %	25.0 %
38. Marginal Fed+State Rate. . . . .	35.5 %	25.4 %	35.4 %	35.4 %	35.4 %	35.4 %
39. # Children of Marriage Lvg w/. . . . .	1	0	1	0	1	0
40. # Other Children Living w/. . . . .	0	0	0	0	0	0
41. # Dependents. . . . .	1	0	1	0	1	0
42. Child Support Monthly. . . . .	0	0	0	0	0	0
43. Ch Supt as % of line 18. . . . .	0.0 %	0.0 %	0.0 %	0.0 %	0.0 %	0.0 %
44. Alimony as % of line 18. . . . .	27.1 %	39.0 %	13.7 %	22.0 %	0.8 %	1.4 %
45. Ch Supt as % of line 21. . . . .	0.0 %	0.0 %	0.0 %	0.0 %	0.0 %	0.0 %
46. Alimony as % of line 21. . . . .	0.0 %	16.0 %	0.0 %	8.4 %	0.0 %	0.5 %
47. Combined as % of line 21. . . . .	0.0 %	16.0 %	0.0 %	8.4 %	0.0 %	0.5 %

# "What-If" Alimony and Child Support

After-tax cash projections for Margaret Paris and Nelson Paris, for alimony paid by Nelson to Margaret.

What-If	Amount (\$/mo.)	Through (year)	Amount (\$/mo.)	Through (year)
Alimony:	<u>1,000</u>	<u>2010</u>	<u>2,000</u>	<u>2010</u>
Child Support:	<u>1,000</u>	<u>2016</u>	<u>0</u>	<u>    </u>

## Results:

Year	After-Tax Cash (*)		After-Tax Cash (*)	
	Margaret	Nelson	Margaret	Nelson
2005	<u>-5,669</u>	<u>-819</u>	<u>-9,951</u>	<u>2,229</u>
2006	<u>-6,999</u>	<u>-680</u>	<u>-11,523</u>	<u>2,429</u>
2007	<u>-8,745</u>	<u>-534</u>	<u>-13,631</u>	<u>2,656</u>
2008	<u>-10,667</u>	<u>-395</u>	<u>-15,943</u>	<u>2,874</u>
2009	<u>-12,773</u>	<u>-258</u>	<u>-18,472</u>	<u>3,099</u>

(\*) The After-Tax Cash calculation excludes down payments, refinancings, and income from sales of residences.

# Tax Savings Due to Alimony

---

There is a net tax *loss* of \$3,478 due to the alimony payments.

The total alimony payments are \$60,000, and the total after-tax cost of the alimony to the payer is \$45,428.

---

## Analysis:

The chart below shows the net tax savings to alimony.

Numbers in parentheses are negative -- that is, net tax losses.

Year	Net Tax Savings Due to Alimony		
	(a) Nelson's Tax Reduction Due to Alimony	(b) Margaret's Tax Increase Due to Alimony	(c) Net tax change Due to Alimony (a) - (b)
2005	\$3,000	\$3,720	(\$720)
2006	\$2,968	\$3,720	(\$752)
2007	\$2,915	\$3,620	(\$705)
2008	\$2,867	\$3,520	(\$653)
2009	\$2,822	\$3,470	(\$648)
Total tax svgs/pmts:	\$14,572	\$18,050	(\$3,478)
Total payments made:	\$60,000	\$60,000	
Payments after taxes:	\$45,428	\$78,050	

---

## Explanation of Analysis:

When alimony is paid, the payer gets a tax deduction and the recipient pays tax on the alimony income.

The tax deduction is a benefit to the payer (Nelson). We calculate Nelson's tax with the alimony deduction. Then we calculate Nelson's tax as if there were no spousal support payment. The difference is Nelson's tax benefit due to the alimony payment.

Note that we do not simply apply a marginal tax rate to the alimony amount. We do a complete tax calculation. This counts the impact of the alimony deduction on exemption phase-outs, itemized deduction phase-outs, the Alternative Minimum Tax, etc., and therefore it is the most accurate way to calculate the tax benefit.

We then do a similar set of calculations for Margaret, to find the extra tax that Margaret is paying due to the alimony income.

We then subtract Margaret's tax cost from Nelson's tax benefit, to get the net tax benefit.

Typically, the payer is in a higher tax bracket than the recipient. This means that the payer's tax savings is more than the recipient's tax cost. So there is a net tax benefit.

In this case, Margaret, after alimony payments, is in a higher tax bracket than Nelson, so there is actually a net tax loss due to alimony payments.

# Alimony Present Value ("Buyout")

This report shows the present value of Alimony for Margaret Paris and Nelson Paris.

The present value of Alimony is . . . . . \$ 35,697 to Margaret.

The present value of Alimony is . . . . . \$ 35,727 to Nelson.

## Explanation:

The calculation is based on the following assumptions

1. Pre-tax interest rates (rates of return) on investment.

5.00 Pre-tax rate of return for Margaret.

5.00 Pre-tax rate of return for Nelson.

2. Marginal tax rates.

Marginal federal 25.00 and state 10.50 tax rates for Margaret.

Marginal federal 25.00 and state 10.44 tax rates for Nelson.

## The buyout amount is calculated as follows:

1. Calculate Monthly Discount Rate = Rate of Return on Investment \* (1 - (Federal Tax Rate + State Tax Rate)) / 12.

0.27 % Monthly Discount Rate (%) for Margaret.

0.27 % Monthly Discount Rate (%) for Nelson.

2. Calculate Monthly Discount Factor = 1/(1 + (Monthly Discount Rate (%) \* 0.01)).

0.9973 Discount Factor for Margaret.

0.9973 Discount Factor for Nelson.

3. Reduce for tax deduction or tax payable, and apply discount factors.

After-tax value of monthly payment = Monthly Payment \* (1-(Fed tax rate + State Tax Rate)).

Present Value of 1st month payment = After-Tax Value \* Monthly Discount Factor.

Present Value of 2nd month payment = After-Tax Value \* Monthly Discount Factor squared.

Present Value of 3rd month payment = After-Tax Value \* Monthly Discount Factor cubed.

And so on, for each monthly payment.

Present value of each year's payments is the sum of the present values of the monthly payments.

Total present value is the sum of the present values of each year's payments.

Year	Margaret			Nelson	
	Annual Payment	After-tax Value	Present Value	After-tax Value	Present Value
2005	<u>12,000</u>	<u>7,740</u>	<u>7,606</u>	<u>7,747</u>	<u>7,613</u>
2006	<u>12,000</u>	<u>7,740</u>	<u>7,365</u>	<u>7,747</u>	<u>7,372</u>
2007	<u>12,000</u>	<u>7,740</u>	<u>7,132</u>	<u>7,747</u>	<u>7,138</u>
2008	<u>12,000</u>	<u>7,740</u>	<u>6,906</u>	<u>7,747</u>	<u>6,912</u>
2009	<u>12,000</u>	<u>7,740</u>	<u>6,687</u>	<u>7,747</u>	<u>6,692</u>
TOTAL:			<u>35,697</u>		<u>35,727</u>

SUPREME COURT OF NEW YORK  
 COUNTY OF WESTCHESTER

-----	x	Index No.	104577/05
Nelson Paris	:	Assigned	
	:	Judge:	Horacio Bellweather
- against -	:	I.A.S. Part	3
	:		
Margaret Paris	:	<u>STATEMENT OF NET WORTH</u>	
	:	(DRL 236)	
-----	x	Date of commencement of action . . .	<u>11/4/2005</u>

(Complete all items, marking "none," "not applicable," or "unknown," if appropriate.)

STATE OF NEW YORK )  
 ) SS:  
 COUNTY OF WESTCHESTER )

MARGARET PARIS, the Defendant in this action, being duly sworn, deposes and says: the following is an accurate statement, as of 1/21/2006, of my net worth (assets minus liabilities), of my income from all sources and of assets transferred of every kind and wherever located.

I. FAMILY DATA

- (a) Husband's age, birth date, and place of birth. . . . . 32, 04/14/1973, Brooklyn
- (b) Wife's age, birth date, and place of birth. . . . . 30, 09/01/1975, Des Moines, IA
- (c) Date Married. . . . . 08/26/1993
- (d) Place married (City, County, State). . . . . New York, New York
- (e) 1. Date Separated or Divorced. . . . . 1/1/2003
- 2. Date Action Commenced. . . . . 11/4/2005
- 3. Date Summons Served. . . . . 11/7/2005
- 4. Date Complaint Served. . . . . 11/15/2005
- 5. Date Issued Joined. . . . . 12/2/2005
- 6. Date Note of Issue Filed. . . . . \_\_\_\_\_
- (f) Number of Dependent Children under age 21. . . . . 1
- (g) Names, ages, birth dates, and SSN of Children:  
 Justine. . . . . age 5, 4/5/2000
- (h) Custody of Children in with. . . . . 0 Husband 1 Wife 0 Both
- (i) 1. Number of Husband's previous marriages. . . . . \_\_\_\_\_
- 2. How Husband's previous marriages ended. . . . . \_\_\_\_\_
- 3. Number of Wife's previous marriages. . . . . \_\_\_\_\_
- 4. How Wife's previous marriages ended. . . . . \_\_\_\_\_
- (j) Minor Children of a prior marriage 0 . . . . . 0 Husband 0 Wife
- (k) No prior alimony (or maintenance) or child support in connection with prior marriage.
- (l) Children of prior marriage: [no children of prior marriage]
- (m) Marital residence is occupied by. . . . . [ ] Husband [ X ] Wife [ ] Both
- (n) Husband's present address. . . . . 17 Nutmeg Dr., White Plains, NY 10607  
 Wife's present address. . . . . 2 Elm Ave., White Plains, NY 10605
- (o) Occupation of Husband. . . . . Wholesaler  
 Occupation of Wife. . . . . Retail Sales - Department Store
- (p) Husband's Employer's Name. . . . . Paris Plumbing Supply  
 Address. . . . . 1292 Avenue of the Americas, Suite 2700, New York, NY 10019  
 Wife's Employer's Name. . . . . Federated Department Stores  
 Address. . . . . 1880 King St., White Plains, NY 10601

II. **EXPENSES:** (You may elect to list all expenses on a weekly basis or all expenses on a monthly basis, however you must be consistent. If any items are paid on a monthly basis, divide by 4.3 to obtain weekly payment; if any items are paid on a weekly basis, multiply by 4.3 to obtain monthly payment. Attach additional sheet(s) if needed. Items included under "Other" should be listed separately with separate dollar amounts.)

Expenses listed:  Weekly  Monthly

(a) HOUSING:

1. Rent. . . . .	_____
2. Mortgage and Amortization. . . . .	1,673
3. Real Estate Taxes. . . . .	628
4. Condominium Charges. . . . .	_____
5. Cooperative Apartment Maintenance. . . . .	_____

TOTAL HOUSING 2,301

(b) UTILITIES:

1. Fuel oil. . . . .	108
2. Gas. . . . .	75
3. Electricity. . . . .	630
4. Telephone. . . . .	325
5. Water. . . . .	125
6. Cell Phone. . . . .	0
7. Internet. . . . .	65
8. Other _____	_____
_____	_____

TOTAL UTILITIES 1,328

(c) FOOD :

1. Groceries. . . . .	300
2. School lunches. . . . .	_____
3. Lunches at work. . . . .	130
4. Dining Out. . . . .	108
5. Liquor / alcohol. . . . .	0
6. Home Entertainment. . . . .	0
7. Other _____	_____

TOTAL FOOD 538

(d) CLOTHING:

1. Husband. . . . .	_____
2. Wife. . . . .	80
3. Children. . . . .	20
4. Other _____	_____

TOTAL CLOTHING 100

(e) LAUNDRY:

1. Laundry at home. . . . .	30
2. Dry Cleaning. . . . .	52
3. Tailor. . . . .	_____
4. Other _____	_____

TOTAL LAUNDRY 82

(f) INSURANCE:

1. Life. . . . .	_____
2. Homeowners / Tenant's. . . . .	120
Includes umbrella policy	
3. Fire, Theft & Liability. . . . .	_____

**III. GROSS INCOME:** (State source of income and annual amount. Attach additional sheet if necessary.)

(a) State whether income has changed during the year preceding the date of this affidavit: Income has not changed.  
 If so, set forth name and address of all employers during preceding year and average weekly wage paid by each.  
 Indicate overtime earning separately. Attach current and representative payroll stub and most recently filed  
 federal and New York State income tax returns.

Wages, Self-employment Income, per year. . . . . 82,838

(b) Deductions: [  ] Weekly [  ] Monthly

- 1. Federal Tax. . . . . 972
- 2. New York State Tax. . . . . 183
- 3. Local Tax. . . . . 19
- 4. Social Security. . . . . 27
- 5. Medicare. . . . . \_\_\_\_\_
- 6. Other Payroll Deductions: (describe below)

(c) Social Security Number 875-99-7453

(d) Number of Dependents Claimed 1

Names of Dependents:

Justine

- (e) Bonus, Commissions, Fringe Benefits (Use of Auto, Memberships, etc.), per year.. . . . 0
- (f) Partnership, Royalties, Sale of Assets (Income and Installment Payments), per year.. . . . 0
- (g) Dividends and Interest, per year. . . . . 0
- (h) Real Estate (Income only), per year.. . . . 0
- (i) Trust, Profit Sharing & Annuities (Principal distribution and income), per year.. . . . \_\_\_\_\_
- (j) Pension (Income only), per year.. . . . 0
- (k) Awards, Prizes, Grants, per year.. . . . \_\_\_\_\_
- (l) Income from Bequests, Legacies & Gifts, per year.. . . . \_\_\_\_\_
- (m) Income from all other sources (Including alimony, maintenance or child support  
 from prior marriage), per year.. . . . 0
- (n) Tax Preference Items
  - 1. Long term Capital Gain Deduction. . . . . \_\_\_\_\_
  - 2. Depreciation, Amortization or Depletion. . . . . \_\_\_\_\_
  - 3. Stock Options: excess of fair market value over amount paid. . . . . \_\_\_\_\_
- (o) If any child or other member of your household is employed state name and that  
 person's annual income. [No additional income]
- (p) Social Security Income, per year.. . . . 0
- (q) Disability Benefits, per year.. . . . 0
- (r) Public Assistance, per year.. . . . 0
- (s) Other Income [No additional income]

TOTAL INCOME 82,838

IV. **ASSETS:** (If any asset is held jointly with spouse or another, so state and set forth your respective shares.)

**A. Cash Accounts**

**1.0** [No Assets] TOTAL CASH \$ 0

**Checking Accounts**

**2.1** a. Financial Institution. . . . . Citibank  
 Description. . . . . Chase  
 b. Account number. . . . . 34563334  
 c. Title holder. . . . . Margaret  
 d. Date opened. . . . . 4/3/1998  
 e. Source of funds. . . . . Earnings  
 f. Other Relevant Info. . . . .  
 g. Balance. . . . . \$ 4,000  
 Margaret Paris separate amount. . . . . \$ 4,000

**2.2** a. Financial Institution. . . . . Citibank  
 Description. . . . . Bank of America  
 b. Account number. . . . . 93325196  
 c. Title holder. . . . . Margaret  
 d. Date opened. . . . . 11/15/2002  
 e. Source of funds. . . . . Inheritance  
 f. Other Relevant Info. . . . .  
 g. Balance. . . . . \$ 2,000  
 Margaret Paris separate amount. . . . . \$ 2,000

TOTAL CHECKING \$ 6,000

**Savings** (including individual, joint, totten trusts, certificates of deposit, treasury notes)

**3.0** [No Assets] TOTAL SAVINGS \$ 0

**Security Deposits, Earnest Money, Etc**

**4.0** [No Assets] TOTAL SECURITY DEPOSITS, ETC. \$ 0

**Other**

**5.1** a. Location. . . . .  
 Description. . . . .  
 b. Account #. . . . .  
 c. Title owner. . . . .  
 d. Type of account. . . . .  
 e. Source of funds. . . . .  
 f. Date of deposit. . . . .  
 g. Other Relevant Info. . . . .  
 h. Amount. . . . . \$ 0

TOTAL OTHER \$ 0

**B. Securities:**

**Bonds, Notes, Mortgages**

**1.0** [No Assets] TOTAL BONDS, NOTES, MORTGAGES \$ 0